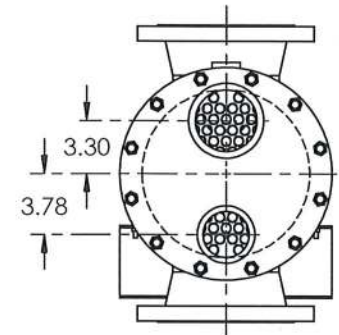
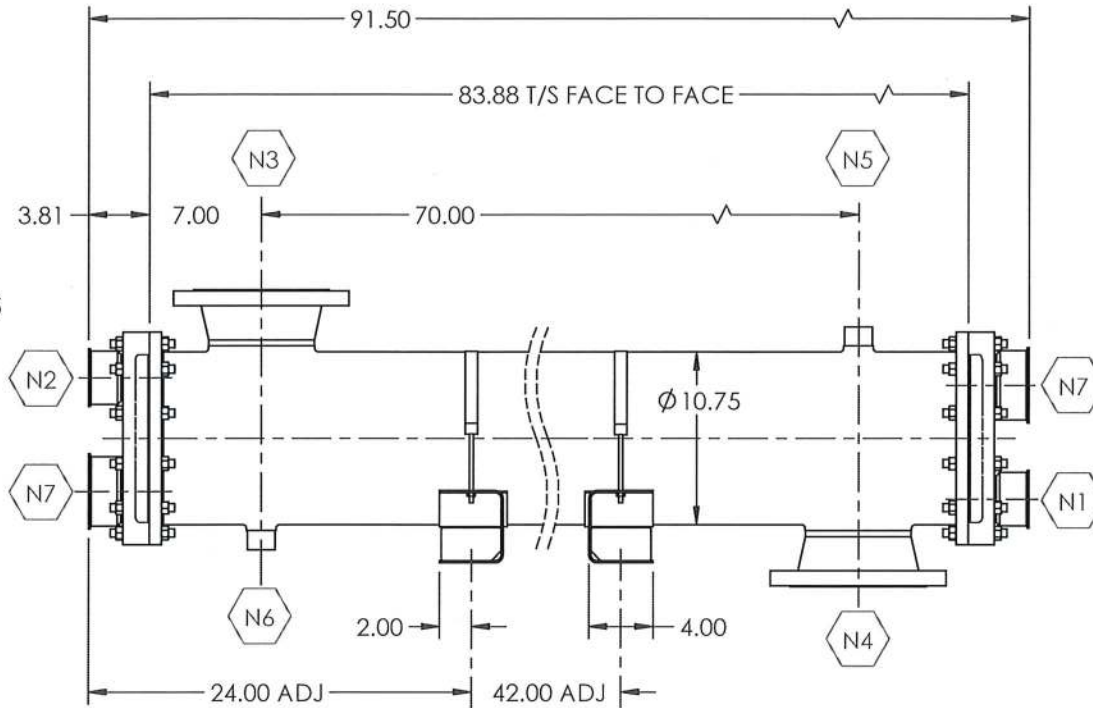
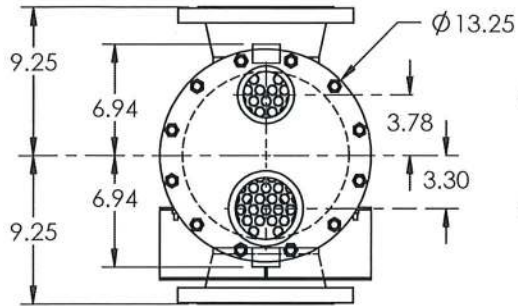
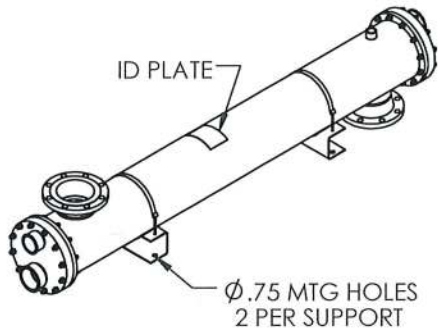


APPROVED FOR MANUFACTURE

MWO	DATE	BY
PURCHASING <input type="checkbox"/>	RECEIVING <input type="checkbox"/>	SHOP <input type="checkbox"/>

REVISIONS

NO	DESCRIPTION	DATE	BY
1	CORRECTED TUBESIDE PRESSURE	12/11/18	JD



PRODUCT CONTACT SURFACE FINISHES ARE 32 Ra OR BETTER,  
EXCEPT FOR TUBES WHICH ARE SB-676 WELDED.  
EXTERIOR TO BE POLISHED TO APPROX. 40 Ra FINISH.  
SHELL SIDE MATERIAL: 316L  
TUBE & TUBESHEET MATERIAL: AL6XN  
CHANNEL MATERIAL: 316L  
GASKET MATERIAL: EPDM O-RING



XXXX

CERTIFIED BY: ENERQUIP, LLC  
M.A.W.P. SHELL SIDE: 150 PSIG @ 375 °F  
TUBE SIDE: 300 PSIG @ 375 °F  
M.D.M.T. SHELL SIDE: -20 °F @ 150 PSIG  
TUBE SIDE: -20 °F @ 300 PSIG

SERIAL NO: BUILT:

CRN:

TAG NO:

NOZZLE SCHEDULE

LABEL	TYPE	QTY
N1	TUBE INLET - 3" SANITARY FERRULE	1
N2	TUBE OUTLET - 3" SANITARY FERRULE	1
N3	SHELL INLET - 6" NPS 150# ANSI RF	1
N4	SHELL OUTLET - 6" NPS 150# ANSI RF	1
N5	SHELL VENT - 1" NPT 3000# COUPLING	1
N6	SHELL DRAIN - 1" NPT 3000# COUPLING	1
N7	CIP CONNECTION - 4" SANITARY FERRULE	2

PREPARED BY <i>J. Dummett</i>	DATE 12-11-18
CHECKED	DATE
SALES <i>J. PETERSON</i>	DATE 12/11/18
10 NPS x 84 BEMH	
MWO 23574 47203R3	

**ENERQUIP**  
HEAT EXCHANGER

SIZE A	DRAWING NO. 271411	REVISION 1
557	LBS.	SHEET 1 OF 1